

Appendix E



CITY OF ELK GROVE

Public Rights-of-Way

Reference Materials for City Curb Ramp Surveys

June 2018



Reference Material for City Curb Ramp Surveys

Table of Contents

- i. Curb Ramp Field Survey Sheets**
 - a. Figure 1: AR-4.0 Curb Ramp
 - b. Figure 2: AR-4.1 Curb Ramp
 - c. Figure 3: AR-4.2 Curb Ramp
 - d. Figure 4: AR-4.3 Curb Ramp
 - e. Figure 5: AR-4.4 Curb Ramp
 - f. Figure 6: AR-4.5 Curb Ramp
 - g. Figure 7: AR-4.6 Curb Ramp

Figure 1: Curb Ramp Field Survey Sheet

AR-4.0 CURB RAMP



CURB RAMP INSPECTION FORM

This form must be filled out for every ramp constructed in City right-of-way in Elk Grove. This form must be filled out and submitted within ten days of ramp construction to the RE / DEV CM.

PROJECT NAME:	
PROJECT NUMBER:	
CONTRACTOR:	

INSPECTOR:	
DATE CONSTRUCTED:	
DATE MEASURED:	

N/S STREET:	E/W STREET:
-------------	-------------

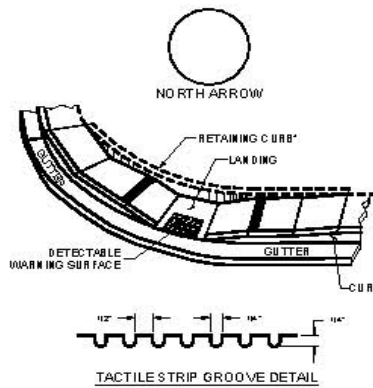
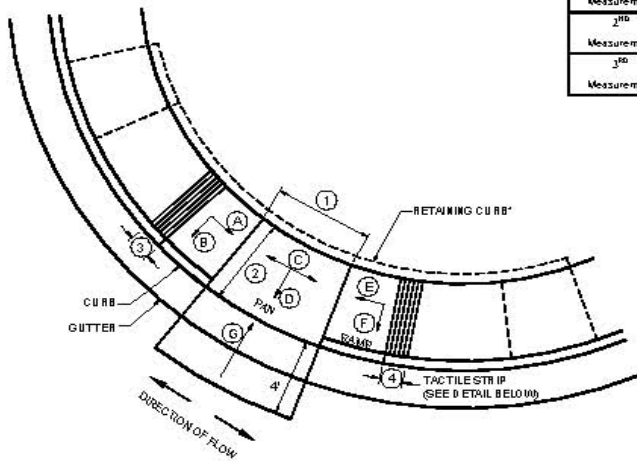
CURB RAMPS PER STANDARD DRAWING AR-4.0:	
<input type="checkbox"/> Vertical Curb	<input type="checkbox"/> Rolled Curb

CURB RAMP LOCATION			
<input type="checkbox"/> N/E	<input type="checkbox"/> N/W	<input type="checkbox"/> S/E	<input type="checkbox"/> S/W

STANDARDS: See Section 27-8 of City of Elk Grove Construction Specifications for Special Conditions.

MAX SLOPE	8.33%	2.0%	2.0%	2.0%	8.33%	2.0%	5.0%
1 st Measurement	A ₁	B ₁	C ₁	D ₁	E ₁	F ₁	G ₁
2 nd Measurement	A ₂	B ₂	C ₂	D ₂	E ₂	F ₂	G ₂
3 rd Measurement	A ₃	B ₃	C ₃	D ₃	E ₃	F ₃	G ₃

MIN LENGTH	48"	48"	12"	12"
1 st Measurement	1 ₁	2 ₁	3 ₁	4 ₁
2 nd Measurement	1 ₂	2 ₂	3 ₂	4 ₂
3 rd Measurement	1 ₃	2 ₃	3 ₃	4 ₃



See reverse side for Compliance with Standards.

*CONSTRUCTED IF REQUIRED BY EXISTING CONDITIONS

Figure 2: Curb Ramp Field Survey Sheet

AR-4.1 CURB RAMP



CURB RAMP INSPECTION FORM

This form must be filled out for every ramp constructed in City right-of-way in Elk Grove. This form must be filled out and submitted within ten days of ramp construction to the RE / DEV.CM.

PROJECT NAME:		INSPECTOR:	
PROJECT NUMBER:		DATE CONSTRUCTED:	
CONTRACTOR:		DATE MEASURED:	

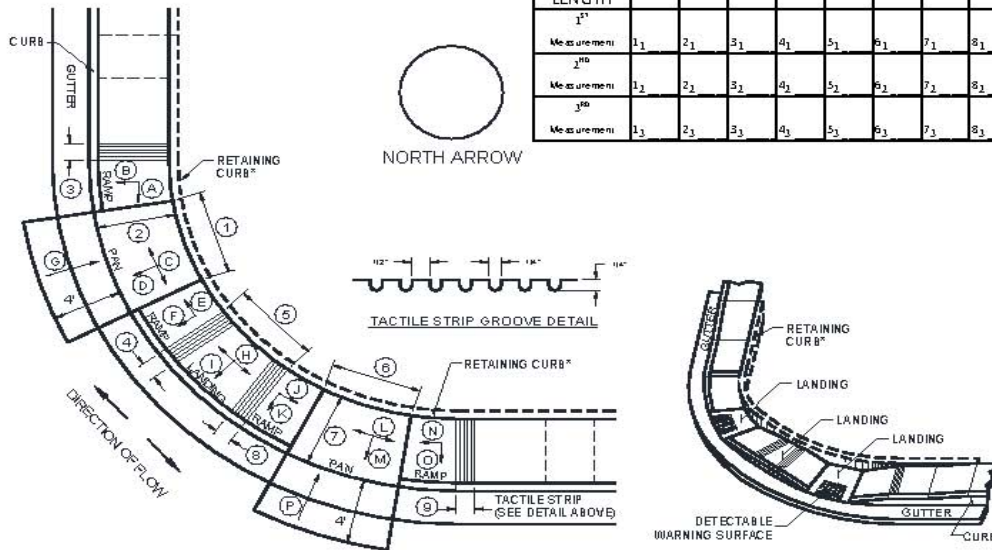
N/S STREET: _____ **E/W STREET:** _____

CURB RAMP PER STANDARD DRAWING AR-4.1:		CURB RAMP LOCATION			
<input type="checkbox"/> Vertical Curb	<input type="checkbox"/> Rolled Curb	<input type="checkbox"/> N/E	<input type="checkbox"/> N/W	<input type="checkbox"/> S/E	<input type="checkbox"/> S/W

STANDARDS: See Section 27-8 of City of Elk Grove Construction Specifications for Special Conditions.

MAX SLOPE	8.33%	2.0%	2.0%	2.0%	8.33%	2.0%	5.0%	2.0%	2.0%	8.3%	2.0%	2.0%	2.0%	8.3%	2.0%	5.0%
1 st Measurement	A ₁	B ₁	C ₁	D ₁	E ₁	F ₁	G ₁	H ₁	I ₁	J ₁	K ₁	L ₁	M ₁	N ₁	O ₁	P ₁
2 nd Measurement	A ₂	B ₂	C ₂	D ₂	E ₂	F ₂	G ₂	H ₂	I ₂	J ₂	K ₂	L ₂	M ₂	N ₂	O ₂	P ₂
3 rd Measurement	A ₃	B ₃	C ₃	D ₃	E ₃	F ₃	G ₃	H ₃	I ₃	J ₃	K ₃	L ₃	M ₃	N ₃	O ₃	P ₃

MIN LENGTH	48"	48"	12"	12"	48"	48"	48"	12"	12"
1 st Measurement	1 ₁	2 ₁	3 ₁	4 ₁	5 ₁	6 ₁	7 ₁	8 ₁	9 ₁
2 nd Measurement	1 ₂	2 ₂	3 ₂	4 ₂	5 ₂	6 ₂	7 ₂	8 ₂	9 ₂
3 rd Measurement	1 ₃	2 ₃	3 ₃	4 ₃	5 ₃	6 ₃	7 ₃	8 ₃	9 ₃



See reverse side for Compliance with Standards.

*CONSTRUCTED IF REQUIRED BY EXISTING CONDITIONS

Figure 3: Curb Ramp Field Survey Sheet



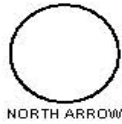
CURB RAMP INSPECTION FORM

This form must be filled out for every ramp constructed in City right-of-way in Elk Grove. This form must be filled out and submitted within ten days of ramp construction to the RE / DEV.CM.

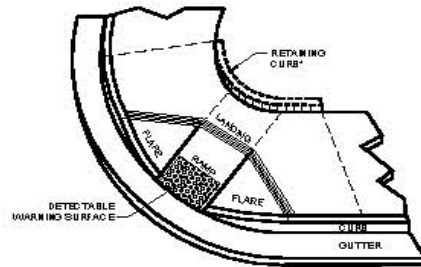
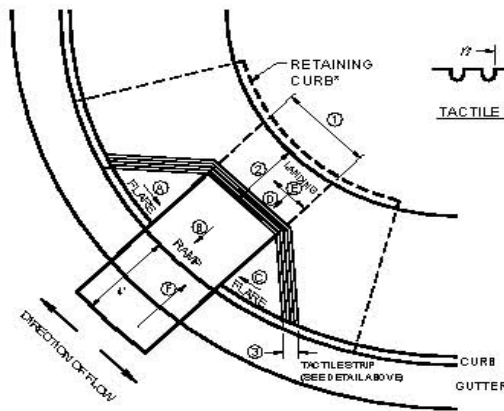
PROJECT NAME:		INSPECTOR:	
PROJECT NUMBER:		DATE CONSTRUCTED:	
CONTRACTOR:		DATE MEASURED:	
N/S STREET:		E/W STREET:	
CURB RAMPS PER STANDARD DRAWING AR-4.2:		CURB RAMP LOCATION	
<input type="checkbox"/> Vertical Curb	<input type="checkbox"/> Rolled Curb	<input type="checkbox"/> N/E	<input type="checkbox"/> N/W <input type="checkbox"/> S/E <input type="checkbox"/> S/W

STANDARDS: See Section 27-8 of City of Elk Grove Construction Specifications for Special Conditions.

MAX SLOPE	10.00%	8.33%	10.0%	2.0%	2.0%	5.0%
1 st Measurement	A ₁	B ₁	C ₁	D ₁	E ₁	F ₁
2 nd Measurement	A ₂	B ₂	C ₂	D ₂	E ₂	F ₂
3 rd Measurement	A ₃	B ₃	C ₃	D ₃	E ₃	F ₃



MIN LENGTH	48"	48"	12"
1 st Measurement	1 ₁	2 ₁	3 ₁
2 nd Measurement	1 ₂	2 ₂	3 ₂
3 rd Measurement	1 ₃	2 ₃	3 ₃



*CONSTRUCTED IF REQUIRED BY EXISTING CONDITIONS

See reverse side for Compliance with Standards.

Figure 4: Curb Ramp Field Survey Sheet

AR-4.3 CURB RAMP



CURB RAMP INSPECTION FORM

This form must be filled out for every ramp constructed in City right-of-way in Elk Grove. This form must be filled out and submitted within ten days of ramp construction to the RE / DEV. CM.

PROJECT NAME:		INSPECTOR:	
PROJECT NUMBER:		DATE CONSTRUCTED:	
CONTRACTOR:		DATE MEASURED:	

N/S STREET: _____ **E/W STREET:** _____

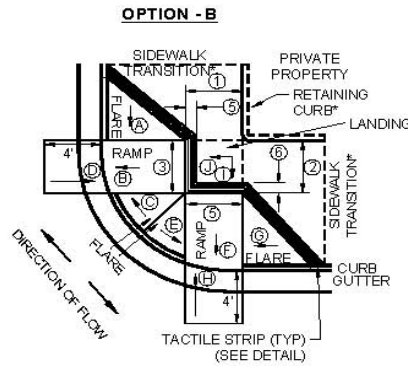
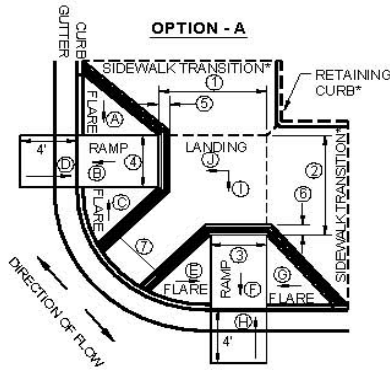
CURB RAMP PER STANDARD DRAWING AR-4.3:		CURB RAMP LOCATION	
<input type="checkbox"/> Vertical Curb	<input type="checkbox"/> Rolled Curb	<input type="checkbox"/> N/E	<input type="checkbox"/> N/W
		<input type="checkbox"/> S/E	<input type="checkbox"/> S/W

STANDARDS: See Section 27-8 of City of Elk Grove Construction Specifications for Special Conditions.

MAX SLOPE	10.0%	8.3%	10.0%	5.0%	10.0%	8.33%	10.0%	5.0%	2.0%	2.0%
1 st Measurement	A ₁	B ₁	C ₁	D ₁	E ₁	F ₁	G ₁	H ₁	I ₁	J ₁
2 nd Measurement	A ₂	B ₂	C ₂	D ₂	E ₂	F ₂	G ₂	H ₂	I ₂	J ₂
3 rd Measurement	A ₃	B ₃	C ₃	D ₃	E ₃	F ₃	G ₃	H ₃	I ₃	J ₃

MIN LENGTH	48"	48"	48"	48"	12"	12"	NO MIN
1 st Measurement	1 ₁	2 ₁	3 ₁	4 ₁	5 ₁	6 ₁	7 ₁
2 nd Measurement	1 ₂	2 ₂	3 ₂	4 ₂	5 ₂	6 ₂	7 ₂
3 rd Measurement	1 ₃	2 ₃	3 ₃	4 ₃	5 ₃	6 ₃	7 ₃

OPTION A
 OPTION B



See reverse side for Compliance with Standards.

*CONSTRUCTED IF REQUIRED BY EXISTING CONDITIONS

Figure 5: Curb Ramp Field Survey Sheet

AR-4.4 CURB RAMP



CURB RAMP INSPECTION FORM

This form must be filled out for every ramp constructed in City right-of-way in Elk Grove. This form must be filled out and submitted within ten days of ramp construction to the RE / DEV.CM.

PROJECT NAME:	
PROJECT NUMBER:	
CONTRACTOR:	

INSPECTOR:	
DATE CONSTRUCTED:	
DATE MEASURED:	

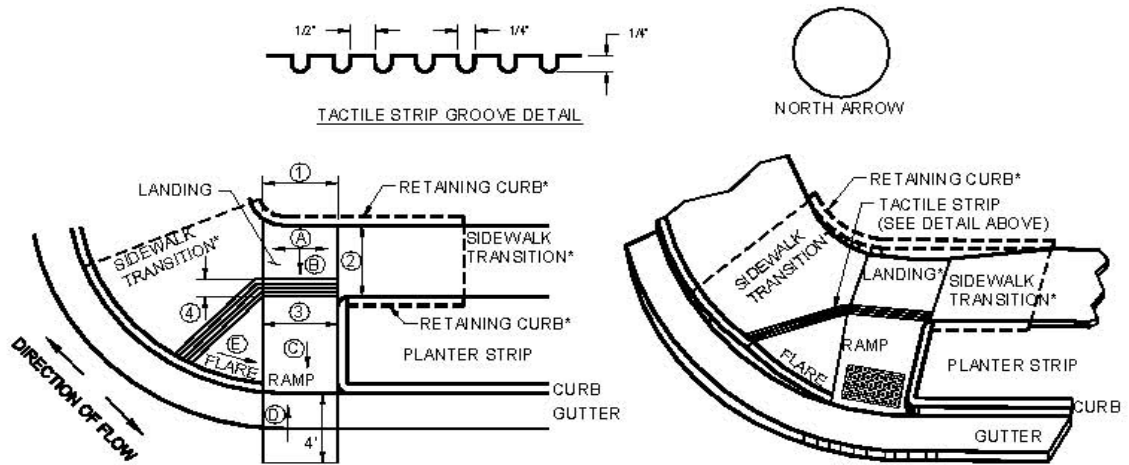
N/S STREET:	E/W STREET:
-------------	-------------

CURB RAMP PER STANDARD DRAWING AR-4.4:	
<input type="checkbox"/> Vertical Curb	<input type="checkbox"/> Rolled Curb

CURB RAMP LOCATION			
<input type="checkbox"/> N/E	<input type="checkbox"/> N/W	<input type="checkbox"/> S/E	<input type="checkbox"/> S/W

STANDARDS: See Section 27-8 of City of Elk Grove Construction Specifications for Special Conditions.

MAX SLOPE	2.00%	2.00%	8.33%	5.00%	10.00%	MIN LENGTH	48"	48"	48"	12"
1 st Measurement	A ₁	B ₁	C ₁	D ₁	E ₁	1 st Measurement	1 ₁	2 ₁	3 ₁	4 ₁
2 nd Measurement	A ₂	B ₂	C ₂	D ₂	E ₂	2 nd Measurement	1 ₂	2 ₂	3 ₂	4 ₂
3 rd Measurement	A ₃	B ₃	C ₃	D ₃	E ₃	3 rd Measurement	1 ₃	2 ₃	3 ₃	4 ₃



See reverse side for Compliance with Standards.

*CONSTRUCTED IF REQUIRED BY EXISTING CONDITIONS

Figure 6: Curb Ramp Field Survey Sheet

AR-4.5 CURB RAMP



CURB RAMP INSPECTION FORM

This form must be filled out for every ramp constructed in City right-of-way in Elk Grove. This form must be filled out and submitted within ten days of ramp construction to the RE / DEV.CM

PROJECT NAME:		INSPECTOR:	
PROJECT NUMBER:		DATE CONSTRUCTED:	
CONTRACTOR:		DATE MEASURED:	

N/S STREET: _____ **E/W STREET:** _____

CURB RAMP PER STANDARD DRAWING AR-4.5:		CURB RAMP LOCATION			
<input type="checkbox"/> Vertical Curb	<input type="checkbox"/> Rolled Curb	<input type="checkbox"/> N/E	<input type="checkbox"/> N/W	<input type="checkbox"/> S/E	<input type="checkbox"/> S/W

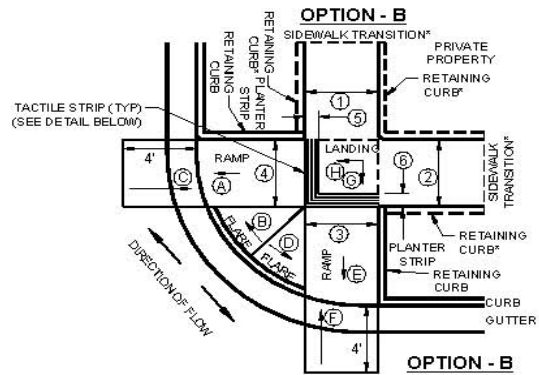
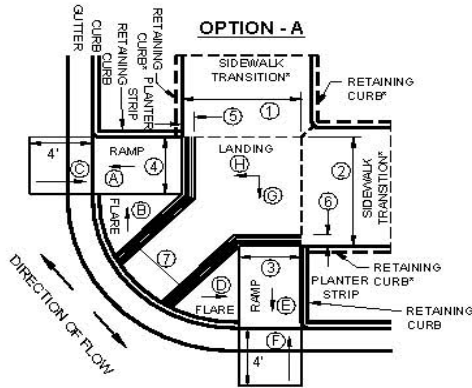

STANDARDS: See Section 27-8 of City of Elk Grove Construction Specifications for Special Conditions.

MAX SLOPE	8.33%	10.00%	5.00%	10.00%	8.33%	5.00%	2.00%	2.00%
1 st Measurement	A ₁	B ₁	C ₁	D ₁	E ₁	F ₁	G ₁	H ₁
2 nd Measurement	A ₂	B ₂	C ₂	D ₂	E ₂	F ₂	G ₂	H ₂
3 rd Measurement	A ₃	B ₃	C ₃	D ₃	E ₃	F ₃	G ₃	H ₃

MIN LENGTH	48"	48"	48"	48"	12"	12"	NO MIN
1 st Measurement	1 ₁	2 ₁	3 ₁	4 ₁	5 ₁	6 ₁	7 ₁
2 nd Measurement	1 ₂	2 ₂	3 ₂	4 ₂	5 ₂	6 ₂	7 ₂
3 rd Measurement	1 ₃	2 ₃	3 ₃	4 ₃	5 ₃	6 ₃	7 ₃

OPTION A

OPTION B



See reverse side for Compliance with Standards.

*CONSTRUCTED IF REQUIRED BY EXISTING CONDITIONS

Figure 7: Curb Ramp Field Survey Sheet

AR-4.6 CURB RAMP



CURB RAMP INSPECTION FORM

This form must be filled out for every ramp constructed in City right-of-way in Elk Grove. This form must be filled out and submitted within ten days of ramp construction to the RE / DEV.CM.

PROJECT NAME:		INSPECTOR:	
PROJECT NUMBER:		DATE CONSTRUCTED:	
CONTRACTOR:		DATE MEASURED:	

N/S STREET: _____ **E/W STREET:** _____

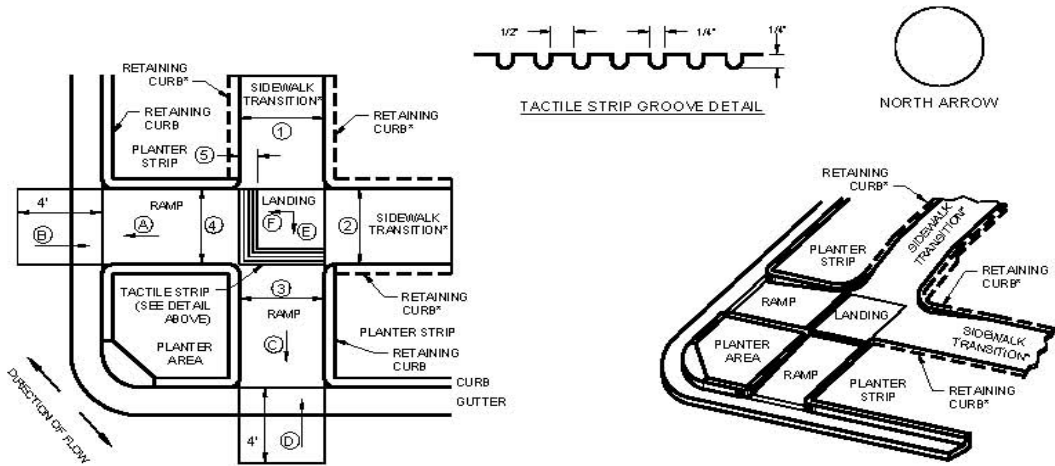
CURB RAMP PER STANDARD DRAWING AR-4.6:
 Vertical Curb Rolled Curb

CURB RAMP LOCATION
 N/E N/W S/E S/W

STANDARDS: See Section 27-8 of City of Elk Grove Construction Specifications for Special Conditions.

MAX SLOPE	8.33%	5.00%	8.33%	5.00%	2.00%	2.00%
1 st Measurement	A ₁	B ₁	C ₁	D ₁	E ₁	F ₁
2 nd Measurement	A ₂	B ₂	C ₂	D ₂	E ₂	F ₂
3 rd Measurement	A ₃	B ₃	C ₃	D ₃	E ₃	F ₃

MIN LENGTH	48"	48"	48"	48"	12"
1 st Measurement	1 ₁	2 ₁	3 ₁	4 ₁	5 ₁
2 nd Measurement	1 ₂	2 ₂	3 ₂	4 ₂	5 ₂
3 rd Measurement	1 ₃	2 ₃	3 ₃	4 ₃	5 ₃



See reverse side for Compliance with Standards.

*CONSTRUCTED IF REQUIRED BY EXISTING CONDITIONS