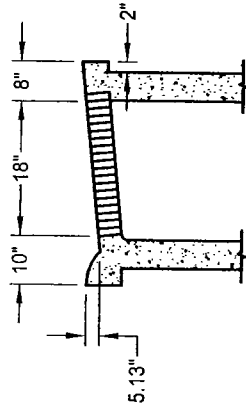
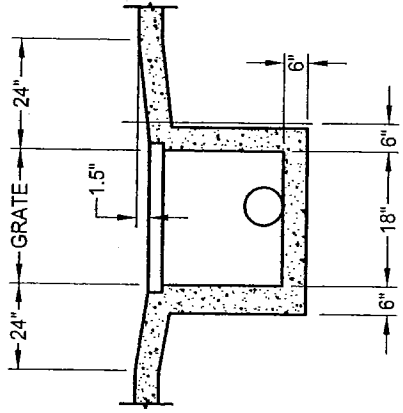


TYPE 2 CURB

SECTION A-A



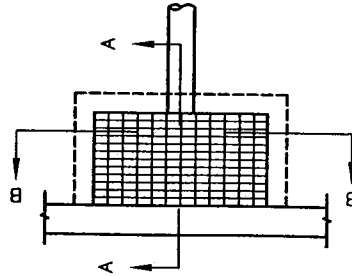
TYPE 1 OR 1A CURB



SECTION B-B

NOTES

1. STANDARD DEPRESSION FOR INLET IS 1-1/2".
2. FRAME AND GRATE SHALL CONFORM TO DRAWINGS 9-14 AND 9-15.
3. OPEN-BACK HOOD SHALL BE H-20 RATED.
4. ALL EXPOSED EDGES SHALL HAVE A 1/8" R (MINIMUM).
5. AN EDGING TOOL SHALL BE USED ON ALL EDGES WHERE THE CONCRETE SIDEWALK AND CURB MEET THE TOP OF THE HOOD.
6. ALL EXPOSED PARTS TO BE ASPHALT COATED, OR HOT DIP GALVANIZED PER ASTM A123, AFTER FABRICATION.



DATE: 01/17/2007	NOT TO SCALE
REVISION BY	APPROVED
DATE	DATE

CITY OF ELK GROVE - PUBLIC WORKS

**DROP INLET
TYPE C**



DRAWING NUMBER

SD - 13

APPROVED BY:

CITY ENGINEER